Short Vowel Blending

Sound boxes: short a and short i

Name: _____ **Date:** _____

Say each word slowly. Write one letter in each box. The green box is the vowel.

Short a words

 **cat**

 **hat**

 **bag**

 **van**

Short i words

 **pig**

 **pin**

 **bin**

 **fin**

Grown-ups: stretch each word out (c-a-t) so your child hears all three sounds before writing.

Short Vowel Blending

Sound boxes: short o, short u and short e

Say each word slowly. Write one letter in each box. The green box is the vowel.

Short o words

 **pot**

 **dot**

 **hot**

Short u words

 **sun**

 **bug**

 **mug**

Short e words

 **hen**

 **jet**

Grown-ups: stretch each word out (c-a-t) so your child hears all three sounds before writing.

Short Vowel Blending

Word ladder: change one letter at a time

Change ONE letter on each step to make the new word. The picture is your clue.



c	a	t

This one is done for you.

↓



↓



↓



↓



↓



↓



↓



When you finish, read all your words out loud, from top to bottom.

Short Vowel Blending

Read the word, circle the picture

Read each word. Circle the picture that matches the word.

cat



jet



pig



sun



hat



pot

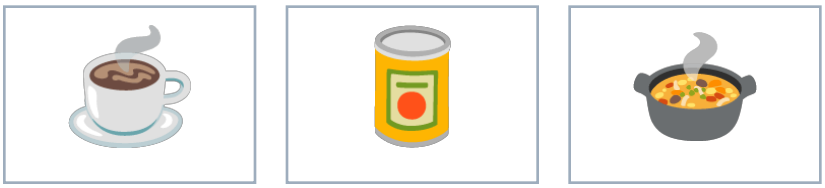

Short Vowel Blending

Copy the sentence

Read each sentence. Then copy it on the lines. Start with a capital letter. End with a period.

The cat sat on a mat.

The pig can dig.

The sun is hot.

A man had a nap.

Grown-ups: every word in these sentences can be sounded out, apart from "the", "a" and "is".

Answer Key

Short Vowel Blending pack — for grown-ups

Sound boxes (pages 1-2)

Short a: cat, hat, bag, van. Short i: pig, pin, bin, fin. Short o: pot, dot, hot. Short u: sun, bug, mug. Short e: hen, jet. The middle letter of every word is its vowel — that is the letter in the green box.

Word ladder (page 3)

cat, bat, bag, big, pig, pin, tin, ten. Each step changes one letter: c to b, t to g, a to i, b to p, g to n, p to t, i to e. If your child gets stuck, ask: "Which sound changed?" and say the two words one after the other.

Read and circle (page 4)

1. cat — left picture (the cat). 2. jet — middle picture (the plane). 3. pig — right picture (the pig). 4. sun — left picture (the sun). 5. hat — middle picture (the hat). 6. pot — right picture (the pot).

Copy the sentence (page 5)

1. The cat sat on a mat. 2. The pig can dig. 3. The sun is hot. 4. A man had a nap. Check for a capital letter at the start and a period at the end. The copy does not need to be neat to count — sounding out the words while copying is the point.

How to use this pack

Work through the pages in order, one page a day is plenty. Sound boxes come first because segmenting a word into its three sounds is the core blending skill. Keep sessions short and upbeat, and stop while it is still fun. When the pack feels easy, move on to the matching word lists and tap-to-hear word practice in the Short Vowels and CVC Words sections.